

Occupation Overview: Advanced Manufacturing

Emsi Q2 2016 Data Set

Upstate SC Alliance



124 Verdae Blvd
South Carolina 29607

Parameters

Occupations

283 items selected. See Appendix A for details.

Regions

Code	Description
45073	Oconee County, SC

Timeframe

2016 - 2026

Datarun

2016.2 – Employees

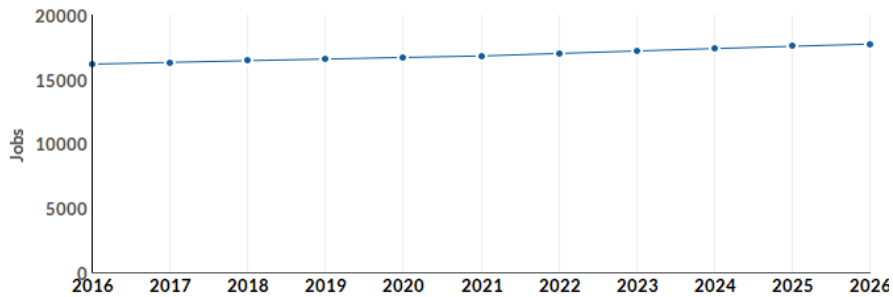
Associated with Manufacturing in Oconee County, SC

Occupation Summary for Associated with Manufacturing

16,207 Jobs (2016) 9% above National average	9.6% % Change (2016-2026) Nation: 9.4%	\$18.75/hr Median Hourly Earnings Nation: \$21.57/hr
-----------------------------------------------------------	-----------------------------------------------------	-------------------------------------------------------------------

Growth

16,207 2016 Jobs	17,763 2026 Jobs	1,556 Change (2016-2026)	9.6% % Change (2016-2026)
----------------------------	----------------------------	------------------------------------	-------------------------------------



Occupation	2016 Jobs	2026 Jobs	Change	% Change
Chief Executives (11-1011)	73	71	-2	-3%
General and Operations Managers (11-1021)	386	419	33	9%
Marketing Managers (11-2021)	9	11	2	22%
Sales Managers (11-2022)	27	31	4	15%
Administrative Services Managers (11-3011)	31	35	4	13%
Computer and Information Systems Managers (11-3021)	51	56	5	10%
Financial Managers (11-3031)	55	65	10	18%
Industrial Production Managers (11-3051)	85	86	1	1%
Purchasing Managers (11-3061)	8	9	1	13%
Transportation, Storage, and Distribution Managers (11-3071)	13	13	0	0%
Compensation and Benefits Managers (11-3111)	2	2	0	0%
Human Resources Managers (11-3121)	24	27	3	13%
Training and Development Managers (11-3131)	8	8	0	0%

Occupation	2016 Jobs	2026 Jobs	Change	% Change
Architectural and Engineering Managers (11-9041)	47	50	3	6%
Natural Sciences Managers (11-9121)	1	1	0	0%
Managers, All Other (11-9199)	28	31	3	11%
Wholesale and Retail Buyers, Except Farm Products (13-1022)	10	11	1	10%
Purchasing Agents, Except Wholesale, Retail, and Farm Products (13-1023)	52	56	4	8%
Compliance Officers (13-1041)	31	33	2	6%
Cost Estimators (13-1051)	27	28	1	4%
Human Resources Specialists (13-1071)	60	78	18	30%
Logisticians (13-1081)	9	12	3	33%
Management Analysts (13-1111)	53	64	11	21%
Compensation, Benefits, and Job Analysis Specialists (13-1141)	7	8	1	14%
Training and Development Specialists (13-1151)	25	29	4	16%
Market Research Analysts and Marketing Specialists (13-1161)	36	46	10	28%
Business Operations Specialists, All Other (13-1199)	26	37	11	42%
Accountants and Auditors (13-2011)	159	183	24	15%
Budget Analysts (13-2031)	4	5	1	25%
Financial Analysts (13-2051)	16	20	4	25%
Financial Specialists, All Other (13-2099)	5	7	2	40%
Computer Systems Analysts (15-1121)	113	134	21	19%
Information Security	8	9	1	13%

Occupation	2016 Jobs	2026 Jobs	Change	% Change
Analysts (15-1122)				
Computer Programmers (15-1131)	24	28	4	17%
Software Developers, Applications (15-1132)	46	61	15	33%
Software Developers, Systems Software (15-1133)	23	29	6	26%
Web Developers (15-1134)	5	7	2	40%
Database Administrators (15-1141)	7	9	2	29%
Network and Computer Systems Administrators (15-1142)	33	39	6	18%
Computer Network Architects (15-1143)	11	12	1	9%
Computer User Support Specialists (15-1151)	26	36	10	38%
Computer Network Support Specialists (15-1152)	41	42	1	2%
Computer Occupations, All Other (15-1199)	6	8	2	33%
Operations Research Analysts (15-2031)	5	8	3	60%
Aerospace Engineers (17-2011)	2	4	2	100%
Biomedical Engineers (17-2031)	4	3	-1	-25%
Chemical Engineers (17-2041)	10	8	-2	-20%
Civil Engineers (17-2051)	46	55	9	20%
Computer Hardware Engineers (17-2061)	5	5	0	0%
Electrical Engineers (17-2071)	124	118	-6	-5%
Electronics Engineers, Except Computer (17-2072)	28	26	-2	-7%
Environmental Engineers (17-2081)	6	7	1	17%
Health and Safety Engineers, Except Mining	7	7	0	0%

Occupation	2016 Jobs	2026 Jobs	Change	% Change
Safety Engineers and Inspectors (17-2111)				
Industrial Engineers (17-2112)	183	190	7	4%
Materials Engineers (17-2131)	20	20	0	0%
Mechanical Engineers (17-2141)	151	161	10	7%
Engineers, All Other (17-2199)	16	19	3	19%
Architectural and Civil Drafters (17-3011)	6	7	1	17%
Electrical and Electronics Drafters (17-3012)	23	22	-1	-4%
Mechanical Drafters (17-3013)	24	24	0	0%
Drafters, All Other (17-3019)	1	1	0	0%
Aerospace Engineering and Operations Technicians (17-3021)	3	3	0	0%
Electrical and Electronics Engineering Technicians (17-3023)	28	29	1	4%
Electro-Mechanical Technicians (17-3024)	3	3	0	0%
Industrial Engineering Technicians (17-3026)	56	56	0	0%
Mechanical Engineering Technicians (17-3027)	36	37	1	3%
Engineering Technicians, Except Drafters, All Other (17-3029)	18	20	2	11%
Food Scientists and Technologists (19-1012)	0	0	0	0%
Chemists (19-2031)	24	20	-4	-17%
Materials Scientists (19-2032)	2	1	-1	-50%
Agricultural and Food Science Technicians (19-4011)	1	1	0	0%
Chemical Technicians	16	13	-3	-19%

Occupation	2016 Jobs	2026 Jobs	Change	% Change
(19-4031)				
Nuclear Technicians (19-4051)	28	26	-2	-7%
Life, Physical, and Social Science Technicians, All Other (19-4099)	3	4	1	33%
Lawyers (23-1011)	20	23	3	15%
Commercial and Industrial Designers (27-1021)	10	11	1	10%
Graphic Designers (27-1024)	9	10	1	11%
Public Relations Specialists (27-3031)	21	25	4	19%
Technical Writers (27-3042)	3	4	1	33%
Registered Nurses (29-1141)	384	444	60	16%
Orthotists and Prosthetists (29-2091)	3	1	-2	-67%
Occupational Health and Safety Specialists (29-9011)	23	23	0	0%
Security Guards (33-9032)	94	103	9	10%
Food Preparation Workers (35-2021)	128	147	19	15%
Combined Food Preparation and Serving Workers, Including Fast Food (35-3021)	529	619	90	17%
Counter Attendants, Cafeteria, Food Concession, and Coffee Shop (35-3022)	41	49	8	20%
Janitors and Cleaners, Except Maids and Housekeeping Cleaners (37-2011)	246	263	17	7%
First-Line Supervisors of Retail Sales Workers (41-1011)	235	253	18	8%
First-Line Supervisors of Non-Retail Sales Workers (41-1012)	19	21	2	11%
Cashiers (41-2011)	845	876	31	4%

Occupation	2016 Jobs	2026 Jobs	Change	% Change
Parts Salespersons (41-2022)	38	43	5	13%
Retail Salespersons (41-2031)	687	759	72	10%
Sales Representatives, Services, All Other (41-3099)	29	41	12	41%
Sales Representatives, Wholesale and Manufacturing, Technical and Scientific Products (41-4011)	38	41	3	8%
Sales Representatives, Wholesale and Manufacturing, Except Technical and Scientific Products (41-4012)	124	123	-1	-1%
Sales Engineers (41-9031)	5	5	0	0%
Sales and Related Workers, All Other (41-9099)	6	8	2	33%
First-Line Supervisors of Office and Administrative Support Workers (43-1011)	236	266	30	13%
Switchboard Operators, Including Answering Service (43-2011)	21	15	-6	-29%
Bill and Account Collectors (43-3011)	73	85	12	16%
Billing and Posting Clerks (43-3021)	86	99	13	15%
Bookkeeping, Accounting, and Auditing Clerks (43-3031)	241	238	-3	-1%
Payroll and Timekeeping Clerks (43-3051)	28	28	0	0%
Procurement Clerks (43-3061)	18	18	0	0%
Customer Service Representatives (43-4051)	415	468	53	13%
File Clerks (43-4071)	11	13	2	18%
Order Clerks (43-4151)	8	10	2	25%
Human Resources	17	18	1	6%

Occupation	2016 Jobs	2026 Jobs	Change	% Change
Assistants, Except Payroll and Timekeeping (43-4161)				
Receptionists and Information Clerks (43-4171)	143	173	30	21%
Dispatchers, Except Police, Fire, and Ambulance (43-5032)	16	17	1	6%
Production, Planning, and Expediting Clerks (43-5061)	147	151	4	3%
Shipping, Receiving, and Traffic Clerks (43-5071)	159	170	11	7%
Stock Clerks and Order Fillers (43-5081)	260	294	34	13%
Weighers, Measurers, Checkers, and Samplers, Recordkeeping (43-5111)	24	24	0	0%
Executive Secretaries and Executive Administrative Assistants (43-6011)	67	71	4	6%
Secretaries and Administrative Assistants, Except Legal, Medical, and Executive (43-6014)	472	509	37	8%
Data Entry Keyers (43-9021)	29	34	5	17%
Desktop Publishers (43-9031)	1	1	0	0%
Mail Clerks and Mail Machine Operators, Except Postal Service (43-9051)	4	4	0	0%
Office Clerks, General (43-9061)	420	473	53	13%
Office Machine Operators, Except Computer (43-9071)	2	3	1	50%
Office and Administrative Support Workers, All Other (43-9199)	8	11	3	38%
First-Line Supervisors of Farming, Fishing, and Forestry Workers (45-1011)	4	4	0	0%
Agricultural Inspectors (45-2011)	2	2	0	0%
Graders and Sorters,	1	2	1	100%

Occupation	2016 Jobs	2026 Jobs	Change	% Change
Agricultural Products (45-2041)				
Farmworkers and Laborers, Crop, Nursery, and Greenhouse (45-2092)	38	50	12	32%
Farmworkers, Farm, Ranch, and Aquacultural Animals (45-2093)	5	6	1	20%
Logging Equipment Operators (45-4022)	27	17	-10	-37%
Log Graders and Scalers (45-4023)	1	1	0	0%
First-Line Supervisors of Construction Trades and Extraction Workers (47-1011)	109	98	-11	-10%
Carpenters (47-2031)	135	122	-13	-10%
Cement Masons and Concrete Finishers (47-2051)	31	14	-17	-55%
Construction Laborers (47-2061)	181	159	-22	-12%
Operating Engineers and Other Construction Equipment Operators (47-2073)	72	67	-5	-7%
Electricians (47-2111)	71	57	-14	-20%
Glaziers (47-2121)	9	6	-3	-33%
Insulation Workers, Mechanical (47-2132)	5	10	5	100%
Painters, Construction and Maintenance (47-2141)	27	30	3	11%
Plumbers, Pipefitters, and Steamfitters (47-2152)	64	69	5	8%
Sheet Metal Workers (47-2211)	12	13	1	8%
Structural Iron and Steel Workers (47-2221)	10	8	-2	-20%
Elevator Installers and Repairers (47-4021)	7	12	5	71%
Construction and Related Workers, All Other	2	2	0	0%

Occupation	2016 Jobs	2026 Jobs	Change	% Change
(47-4099)				
First-Line Supervisors of Mechanics, Installers, and Repairers (49-1011)	143	145	2	1%
Avionics Technicians (49-2091)	2	2	0	0%
Electric Motor, Power Tool, and Related Repairers (49-2092)	3	3	0	0%
Electrical and Electronics Installers and Repairers, Transportation Equipment (49-2093)	2	2	0	0%
Electrical and Electronics Repairers, Commercial and Industrial Equipment (49-2094)	11	11	0	0%
Aircraft Mechanics and Service Technicians (49-3011)	3	5	2	67%
Automotive Service Technicians and Mechanics (49-3023)	138	145	7	5%
Bus and Truck Mechanics and Diesel Engine Specialists (49-3031)	37	39	2	5%
Mobile Heavy Equipment Mechanics, Except Engines (49-3042)	21	20	-1	-5%
Tire Repairers and Changers (49-3093)	16	21	5	31%
Control and Valve Installers and Repairers, Except Mechanical Door (49-9012)	20	20	0	0%
Heating, Air Conditioning, and Refrigeration Mechanics and Installers (49-9021)	49	50	1	2%
Industrial Machinery Mechanics (49-9041)	156	177	21	13%
Maintenance Workers, Machinery (49-9043)	16	22	6	38%
Millwrights (49-9044)	10	14	4	40%
Medical Equipment	3	4	1	33%

Occupation	2016 Jobs	2026 Jobs	Change	% Change
Repairers (49-9062)				
Watch Repairers (49-9064)	1	0	-1	-100%
Maintenance and Repair Workers, General (49-9071)	472	505	33	7%
Fabric Menders, Except Garment (49-9093)	0	0	0	0%
Manufactured Building and Mobile Home Installers (49-9095)	1	1	0	0%
Riggers (49-9096)	3	3	0	0%
Helpers--Installation, Maintenance, and Repair Workers (49-9098)	22	23	1	5%
Installation, Maintenance, and Repair Workers, All Other (49-9099)	7	9	2	29%
First-Line Supervisors of Production and Operating Workers (51-1011)	297	306	9	3%
Aircraft Structure, Surfaces, Rigging, and Systems Assemblers (51-2011)	23	31	8	35%
Coil Winders, Tapers, and Finishers (51-2021)	9	10	1	11%
Electrical and Electronic Equipment Assemblers (51-2022)	321	320	-1	0%
Electromechanical Equipment Assemblers (51-2023)	12	14	2	17%
Engine and Other Machine Assemblers (51-2031)	10	17	7	70%
Structural Metal Fabricators and Fitters (51-2041)	58	56	-2	-3%
Fiberglass Laminators and Fabricators (51-2091)	8	8	0	0%
Team Assemblers (51-2092)	1,215	1,390	175	14%
Timing Device Assemblers and Adjusters (51-2093)	3	3	0	0%
Assemblers and Fabricators, All Other (51-2099)	43	64	21	49%

Occupation	2016 Jobs	2026 Jobs	Change	% Change
Bakers (51-3011)	24	27	3	13%
Butchers and Meat Cutters (51-3021)	19	22	3	16%
Meat, Poultry, and Fish Cutters and Trimmers (51-3022)	10	12	2	20%
Slaughterers and Meat Packers (51-3023)	2	3	1	50%
Food and Tobacco Roasting, Baking, and Drying Machine Operators and Tenders (51-3091)	0	0	0	0%
Food Batchmakers (51-3092)	19	23	4	21%
Food Cooking Machine Operators and Tenders (51-3093)	3	4	1	33%
Food Processing Workers, All Other (51-3099)	3	3	0	0%
Computer-Controlled Machine Tool Operators, Metal and Plastic (51-4011)	204	259	55	27%
Computer Numerically Controlled Machine Tool Programmers, Metal and Plastic (51-4012)	16	21	5	31%
Extruding and Drawing Machine Setters, Operators, and Tenders, Metal and Plastic (51-4021)	42	44	2	5%
Forging Machine Setters, Operators, and Tenders, Metal and Plastic (51-4022)	11	12	1	9%
Rolling Machine Setters, Operators, and Tenders, Metal and Plastic (51-4023)	30	24	-6	-20%
Cutting, Punching, and Press Machine Setters, Operators, and Tenders, Metal and Plastic (51-4031)	45	55	10	22%
Drilling and Boring Machine Tool Setters, Operators, and Tenders, Metal and Plastic (51-4032)	7	7	0	0%

Occupation	2016 Jobs	2026 Jobs	Change	% Change
Grinding, Lapping, Polishing, and Buffing Machine Tool Setters, Operators, and Tenders, Metal and Plastic (51-4033)	79	72	-7	-9%
Lathe and Turning Machine Tool Setters, Operators, and Tenders, Metal and Plastic (51-4034)	36	35	-1	-3%
Milling and Planing Machine Setters, Operators, and Tenders, Metal and Plastic (51-4035)	4	5	1	25%
Machinists (51-4041)	390	449	59	15%
Metal-Refining Furnace Operators and Tenders (51-4051)	5	5	0	0%
Pourers and Casters, Metal (51-4052)	2	1	-1	-50%
Model Makers, Metal and Plastic (51-4061)	6	6	0	0%
Patternmakers, Metal and Plastic (51-4062)	4	4	0	0%
Foundry Mold and Coremakers (51-4071)	5	4	-1	-20%
Molding, Coremaking, and Casting Machine Setters, Operators, and Tenders, Metal and Plastic (51-4072)	56	56	0	0%
Multiple Machine Tool Setters, Operators, and Tenders, Metal and Plastic (51-4081)	83	101	18	22%
Tool and Die Makers (51-4111)	79	88	9	11%
Welders, Cutters, Solderers, and Brazers (51-4121)	162	174	12	7%
Welding, Soldering, and Brazing Machine Setters, Operators, and Tenders (51-4122)	14	18	4	29%
Heat Treating Equipment Setters, Operators, and Tenders, Metal and Plastic	44	44	0	0%

Occupation	2016 Jobs	2026 Jobs	Change	% Change
(51-4191)				
Layout Workers, Metal and Plastic (51-4192)	2	2	0	0%
Plating and Coating Machine Setters, Operators, and Tenders, Metal and Plastic (51-4193)	10	11	1	10%
Tool Grinders, Filers, and Sharpeners (51-4194)	8	7	-1	-13%
Metal Workers and Plastic Workers, All Other (51-4199)	5	6	1	20%
Prepress Technicians and Workers (51-5111)	1	1	0	0%
Printing Press Operators (51-5112)	12	12	0	0%
Print Binding and Finishing Workers (51-5113)	2	3	1	50%
Laundry and Dry-Cleaning Workers (51-6011)	14	9	-5	-36%
Pressers, Textile, Garment, and Related Materials (51-6021)	7	4	-3	-43%
Sewing Machine Operators (51-6031)	37	33	-4	-11%
Shoe Machine Operators and Tenders (51-6042)	6	0	-6	-100%
Sewers, Hand (51-6051)	1	1	0	0%
Tailors, Dressmakers, and Custom Sewers (51-6052)	0	0	0	0%
Textile Bleaching and Dyeing Machine Operators and Tenders (51-6061)	0	0	0	0%
Textile Cutting Machine Setters, Operators, and Tenders (51-6062)	2	3	1	50%
Textile Knitting and Weaving Machine Setters, Operators, and Tenders (51-6063)	0	0	0	0%
Textile Winding, Twisting, and Drawing Out Machine Setters, Operators, and	2	3	1	50%

Occupation	2016 Jobs	2026 Jobs	Change	% Change
Tenders (51-6064)				
Extruding and Forming Machine Setters, Operators, and Tenders, Synthetic and Glass Fibers (51-6091)	18	22	4	22%
Fabric and Apparel Patternmakers (51-6092)	5	4	-1	-20%
Upholsterers (51-6093)	2	4	2	100%
Textile, Apparel, and Furnishings Workers, All Other (51-6099)	1	1	0	0%
Cabinetmakers and Bench Carpenters (51-7011)	5	6	1	20%
Furniture Finishers (51-7021)	0	0	0	0%
Model Makers, Wood (51-7031)	1	2	1	100%
Patternmakers, Wood (51-7032)	2	2	0	0%
Sawing Machine Setters, Operators, and Tenders, Wood (51-7041)	8	6	-2	-25%
Woodworking Machine Setters, Operators, and Tenders, Except Sawing (51-7042)	4	4	0	0%
Woodworkers, All Other (51-7099)	0	0	0	0%
Stationary Engineers and Boiler Operators (51-8021)	6	6	0	0%
Water and Wastewater Treatment Plant and System Operators (51-8031)	34	34	0	0%
Chemical Plant and System Operators (51-8091)	53	30	-23	-43%
Gas Plant Operators (51-8092)	10	9	-1	-10%
Petroleum Pump System Operators, Refinery Operators, and Gaugers (51-8093)	1	1	0	0%
Plant and System	2	2	0	0%

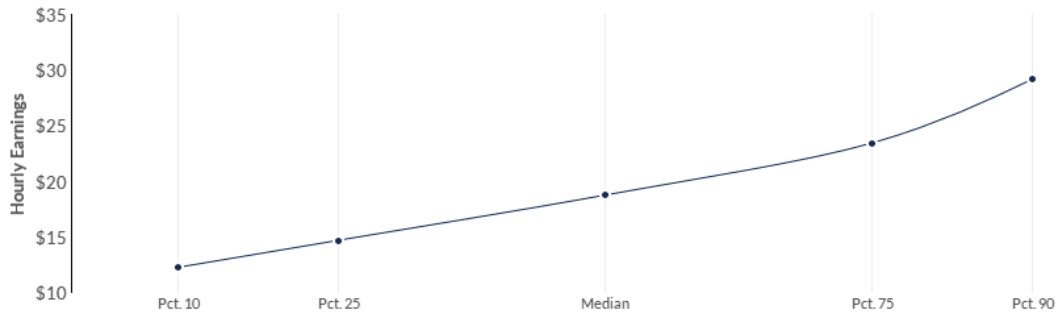
Occupation	2016 Jobs	2026 Jobs	Change	% Change
Operators, All Other (51-8099)				
Chemical Equipment Operators and Tenders (51-9011)	7	9	2	29%
Separating, Filtering, Clarifying, Precipitating, and Still Machine Setters, Operators, and Tenders (51-9012)	3	2	-1	-33%
Crushing, Grinding, and Polishing Machine Setters, Operators, and Tenders (51-9021)	2	2	0	0%
Grinding and Polishing Workers, Hand (51-9022)	12	12	0	0%
Mixing and Blending Machine Setters, Operators, and Tenders (51-9023)	8	9	1	13%
Cutters and Trimmers, Hand (51-9031)	1	1	0	0%
Cutting and Slicing Machine Setters, Operators, and Tenders (51-9032)	2	2	0	0%
Extruding, Forming, Pressing, and Compacting Machine Setters, Operators, and Tenders (51-9041)	14	13	-1	-7%
Furnace, Kiln, Oven, Drier, and Kettle Operators and Tenders (51-9051)	2	2	0	0%
Inspectors, Testers, Sorters, Samplers, and Weighers (51-9061)	250	275	25	10%
Jewelers and Precious Stone and Metal Workers (51-9071)	1	1	0	0%
Dental Laboratory Technicians (51-9081)	22	7	-15	-68%
Medical Appliance Technicians (51-9082)	13	5	-8	-62%
Ophthalmic Laboratory Technicians (51-9083)	10	7	-3	-30%

Occupation	2016 Jobs	2026 Jobs	Change	% Change
Packaging and Filling Machine Operators and Tenders (51-9111)	32	44	12	38%
Coating, Painting, and Spraying Machine Setters, Operators, and Tenders (51-9121)	13	16	3	23%
Painters, Transportation Equipment (51-9122)	4	5	1	25%
Painting, Coating, and Decorating Workers (51-9123)	8	8	0	0%
Semiconductor Processors (51-9141)	4	4	0	0%
Photographic Process Workers and Processing Machine Operators (51-9151)	8	6	-2	-25%
Adhesive Bonding Machine Operators and Tenders (51-9191)	1	2	1	100%
Cleaning, Washing, and Metal Pickling Equipment Operators and Tenders (51-9192)	2	3	1	50%
Cooling and Freezing Equipment Operators and Tenders (51-9193)	0	0	0	0%
Etchers and Engravers (51-9194)	1	1	0	0%
Molders, Shapers, and Casters, Except Metal and Plastic (51-9195)	5	5	0	0%
Paper Goods Machine Setters, Operators, and Tenders (51-9196)	1	1	0	0%
Tire Builders (51-9197)	1	1	0	0%
Helpers--Production Workers (51-9198)	72	94	22	31%
Production Workers, All Other (51-9199)	28	45	17	61%
First-Line Supervisors of Helpers, Laborers, and	28	33	5	18%

Occupation	2016 Jobs	2026 Jobs	Change	% Change
Material Movers, Hand (53-1021)				
First-Line Supervisors of Transportation and Material-Moving Machine and Vehicle Operators (53-1031)	21	23	2	10%
Driver/Sales Workers (53-3031)	13	16	3	23%
Heavy and Tractor-Trailer Truck Drivers (53-3032)	117	114	-3	-3%
Light Truck or Delivery Services Drivers (53-3033)	95	105	10	11%
Conveyor Operators and Tenders (53-7011)	2	2	0	0%
Crane and Tower Operators (53-7021)	3	4	1	33%
Industrial Truck and Tractor Operators (53-7051)	93	117	24	26%
Cleaners of Vehicles and Equipment (53-7061)	30	35	5	17%
Laborers and Freight, Stock, and Material Movers, Hand (53-7062)	529	675	146	28%
Machine Feeders and Offbearers (53-7063)	15	18	3	20%
Packers and Packagers, Hand (53-7064)	89	115	26	29%
Material Moving Workers, All Other (53-7199)	2	2	0	0%

Percentile Earnings

\$14.68/hr 25th Percentile Earnings	\$18.75/hr Median Earnings	\$23.43/hr 75th Percentile Earnings
-----------------------------------------------	--------------------------------------	-----------------------------------------------



Occupation	25th Percentile Earnings	Median Earnings	75th Percentile Earnings
Chief Executives (11-1011)	\$46.97	\$70.86	\$95.05
General and Operations Managers (11-1021)	\$15.56	\$34.82	\$55.00
Marketing Managers (11-2021)	\$41.83	\$52.79	\$69.46
Sales Managers (11-2022)	\$32.07	\$46.48	\$63.91
Administrative Services Managers (11-3011)	\$26.91	\$35.87	\$44.72
Computer and Information Systems Managers (11-3021)	\$34.79	\$43.73	\$55.49
Financial Managers (11-3031)	\$37.94	\$51.52	\$67.13
Industrial Production Managers (11-3051)	\$38.81	\$44.67	\$53.29
Purchasing Managers (11-3061)	\$34.39	\$46.46	\$55.73
Transportation, Storage, and Distribution Managers (11-3071)	\$30.42	\$40.76	\$51.79
Compensation and Benefits Managers (11-3111)	\$28.62	\$39.33	\$50.72
Human Resources Managers (11-3121)	\$32.68	\$43.33	\$57.28
Training and Development Managers (11-3131)	\$35.91	\$51.46	\$58.10
Architectural and Engineering Managers (11-9041)	\$41.71	\$51.75	\$62.42
Natural Sciences Managers (11-9121)	\$33.15	\$42.48	\$54.41
Managers, All Other (11-9199)	\$32.47	\$46.55	\$58.86

Occupation	25th Percentile Earnings	Median Earnings	75th Percentile Earnings
Wholesale and Retail Buyers, Except Farm Products (13-1022)	\$19.37	\$25.76	\$33.07
Purchasing Agents, Except Wholesale, Retail, and Farm Products (13-1023)	\$23.12	\$28.34	\$34.58
Compliance Officers (13-1041)	\$17.06	\$23.33	\$32.95
Cost Estimators (13-1051)	\$20.23	\$28.93	\$36.34
Human Resources Specialists (13-1071)	\$19.54	\$24.73	\$30.54
Logisticians (13-1081)	\$23.10	\$29.83	\$38.23
Management Analysts (13-1111)	\$25.21	\$34.70	\$41.85
Compensation, Benefits, and Job Analysis Specialists (13-1141)	\$18.48	\$25.26	\$33.64
Training and Development Specialists (13-1151)	\$19.48	\$24.49	\$31.99
Market Research Analysts and Marketing Specialists (13-1161)	\$20.31	\$26.57	\$31.44
Business Operations Specialists, All Other (13-1199)	\$20.85	\$29.26	\$38.16
Accountants and Auditors (13-2011)	\$21.73	\$29.46	\$37.25
Budget Analysts (13-2031)	\$20.06	\$25.55	\$31.20
Financial Analysts (13-2051)	\$27.95	\$31.23	\$38.75
Financial Specialists, All Other (13-2099)	\$17.95	\$24.90	\$31.99
Computer Systems Analysts (15-1121)	\$30.80	\$36.12	\$41.06
Information Security Analysts (15-1122)	\$28.48	\$35.38	\$44.55
Computer Programmers (15-1131)	\$22.26	\$27.27	\$33.90
Software Developers, Applications (15-1132)	\$33.07	\$40.07	\$46.95
Software Developers, Systems Software (15-1133)	\$29.90	\$36.15	\$44.69
Web Developers (15-1134)	\$18.47	\$24.73	\$30.97
Database Administrators (15-1141)	\$28.56	\$35.89	\$47.85

Occupation	25th Percentile Earnings	Median Earnings	75th Percentile Earnings
Network and Computer Systems Administrators (15-1142)	\$26.65	\$31.64	\$41.91
Computer Network Architects (15-1143)	\$37.30	\$45.99	\$57.04
Computer User Support Specialists (15-1151)	\$15.68	\$21.31	\$27.36
Computer Network Support Specialists (15-1152)	\$19.33	\$22.99	\$31.28
Computer Occupations, All Other (15-1199)	\$29.71	\$36.01	\$41.09
Operations Research Analysts (15-2031)	\$30.62	\$37.97	\$44.03
Aerospace Engineers (17-2011)	\$49.92	\$49.92	\$49.92
Biomedical Engineers (17-2031)	\$29.12	\$42.90	\$50.83
Chemical Engineers (17-2041)	\$33.71	\$37.03	\$44.05
Civil Engineers (17-2051)	\$20.67	\$34.30	\$45.85
Computer Hardware Engineers (17-2061)	\$38.94	\$50.96	\$61.11
Electrical Engineers (17-2071)	\$28.07	\$41.26	\$51.07
Electronics Engineers, Except Computer (17-2072)	\$31.82	\$35.19	\$39.37
Environmental Engineers (17-2081)	\$27.63	\$33.44	\$42.34
Health and Safety Engineers, Except Mining Safety Engineers and Inspectors (17-2111)	\$25.55	\$35.86	\$46.45
Industrial Engineers (17-2112)	\$30.52	\$35.06	\$40.75
Materials Engineers (17-2131)	\$30.77	\$41.16	\$48.78
Mechanical Engineers (17-2141)	\$25.51	\$34.97	\$44.81
Engineers, All Other (17-2199)	\$35.15	\$50.84	\$61.41
Architectural and Civil Drafters (17-3011)	\$19.17	\$24.25	\$29.07
Electrical and Electronics Drafters (17-3012)	\$20.10	\$24.86	\$27.90
Mechanical Drafters (17-3013)	\$27.01	\$30.45	\$34.87
Drafters, All Other (17-3019)	\$28.63	\$28.64	\$28.65
Aerospace Engineering and	\$23.35	\$30.47	\$36.36

Occupation	25th Percentile Earnings	Median Earnings	75th Percentile Earnings
Operations Technicians (17-3021)			
Electrical and Electronics Engineering Technicians (17-3023)	\$21.01	\$23.62	\$29.39
Electro-Mechanical Technicians (17-3024)	\$18.46	\$23.69	\$27.93
Industrial Engineering Technicians (17-3026)	\$16.94	\$19.84	\$23.12
Mechanical Engineering Technicians (17-3027)	\$19.93	\$22.98	\$26.29
Engineering Technicians, Except Drafters, All Other (17-3029)	\$21.67	\$24.23	\$27.61
Food Scientists and Technologists (19-1012)	\$30.40	\$30.40	\$30.40
Chemists (19-2031)	\$29.79	\$44.33	\$52.83
Materials Scientists (19-2032)	\$26.67	\$34.50	\$42.59
Agricultural and Food Science Technicians (19-4011)	\$12.80	\$15.01	\$18.55
Chemical Technicians (19-4031)	\$21.78	\$26.45	\$30.83
Nuclear Technicians (19-4051)	\$26.99	\$31.40	\$37.05
Life, Physical, and Social Science Technicians, All Other (19-4099)	\$13.26	\$17.24	\$21.94
Lawyers (23-1011)	\$24.53	\$34.16	\$73.09
Commercial and Industrial Designers (27-1021)	\$26.32	\$29.12	\$37.01
Graphic Designers (27-1024)	\$12.37	\$14.86	\$18.28
Public Relations Specialists (27-3031)	\$13.13	\$15.71	\$21.35
Technical Writers (27-3042)	\$27.30	\$30.88	\$38.50
Registered Nurses (29-1141)	\$20.90	\$24.94	\$29.58
Orthotists and Prosthetists (29-2091)	\$24.69	\$34.94	\$48.70
Occupational Health and Safety Specialists (29-9011)	\$12.35	\$17.63	\$22.42
Security Guards (33-9032)	\$9.20	\$11.71	\$30.40
Food Preparation Workers (35-2021)	\$8.37	\$8.99	\$9.61

Occupation	25th Percentile Earnings	Median Earnings	75th Percentile Earnings
Combined Food Preparation and Serving Workers, Including Fast Food (35-3021)	\$8.38	\$9.03	\$9.68
Counter Attendants, Cafeteria, Food Concession, and Coffee Shop (35-3022)	\$8.36	\$8.97	\$9.62
Janitors and Cleaners, Except Maids and Housekeeping Cleaners (37-2011)	\$9.33	\$10.69	\$11.90
First-Line Supervisors of Retail Sales Workers (41-1011)	\$13.04	\$16.53	\$21.08
First-Line Supervisors of Non-Retail Sales Workers (41-1012)	\$21.61	\$33.20	\$44.05
Cashiers (41-2011)	\$8.38	\$9.00	\$9.62
Parts Salespersons (41-2022)	\$9.25	\$12.58	\$14.91
Retail Salespersons (41-2031)	\$9.00	\$9.97	\$13.11
Sales Representatives, Services, All Other (41-3099)	\$15.73	\$22.67	\$34.73
Sales Representatives, Wholesale and Manufacturing, Technical and Scientific Products (41-4011)	\$10.63	\$36.28	\$51.61
Sales Representatives, Wholesale and Manufacturing, Except Technical and Scientific Products (41-4012)	\$15.95	\$22.00	\$33.18
Sales Engineers (41-9031)	\$26.99	\$31.21	\$36.11
Sales and Related Workers, All Other (41-9099)	\$8.89	\$9.63	\$11.86
First-Line Supervisors of Office and Administrative Support Workers (43-1011)	\$15.23	\$20.34	\$27.35
Switchboard Operators, Including Answering Service (43-2011)	\$10.88	\$12.12	\$14.31
Bill and Account Collectors (43-3011)	\$11.74	\$13.51	\$15.75
Billing and Posting Clerks (43-3021)	\$11.91	\$13.81	\$16.18
Bookkeeping, Accounting, and Auditing Clerks (43-3031)	\$12.37	\$15.61	\$18.76

Occupation	25th Percentile Earnings	Median Earnings	75th Percentile Earnings
Payroll and Timekeeping Clerks (43-3051)	\$17.12	\$18.78	\$20.43
Procurement Clerks (43-3061)	\$15.60	\$17.28	\$18.94
Customer Service Representatives (43-4051)	\$9.94	\$11.89	\$15.05
File Clerks (43-4071)	\$9.68	\$11.52	\$15.18
Order Clerks (43-4151)	\$8.89	\$11.84	\$20.58
Human Resources Assistants, Except Payroll and Timekeeping (43-4161)	\$15.04	\$18.95	\$23.18
Receptionists and Information Clerks (43-4171)	\$10.20	\$11.57	\$13.88
Dispatchers, Except Police, Fire, and Ambulance (43-5032)	\$12.26	\$15.52	\$20.52
Production, Planning, and Expediting Clerks (43-5061)	\$16.96	\$18.86	\$23.98
Shipping, Receiving, and Traffic Clerks (43-5071)	\$11.38	\$14.06	\$17.61
Stock Clerks and Order Fillers (43-5081)	\$8.84	\$10.31	\$13.91
Weighers, Measurers, Checkers, and Samplers, Recordkeeping (43-5111)	\$13.32	\$14.41	\$15.86
Executive Secretaries and Executive Administrative Assistants (43-6011)	\$18.08	\$20.41	\$24.79
Secretaries and Administrative Assistants, Except Legal, Medical, and Executive (43-6014)	\$11.34	\$13.73	\$16.13
Data Entry Keyers (43-9021)	\$13.19	\$16.53	\$18.91
Desktop Publishers (43-9031)	\$22.89	\$22.89	\$22.89
Mail Clerks and Mail Machine Operators, Except Postal Service (43-9051)	\$9.54	\$11.73	\$14.03
Office Clerks, General (43-9061)	\$10.69	\$14.22	\$18.61
Office Machine Operators, Except Computer (43-9071)	\$11.31	\$13.89	\$16.73
Office and Administrative Support Workers, All Other (43-9199)	\$10.55	\$12.66	\$17.13

Occupation	25th Percentile Earnings	Median Earnings	75th Percentile Earnings
First-Line Supervisors of Farming, Fishing, and Forestry Workers (45-1011)	\$15.82	\$23.03	\$28.32
Agricultural Inspectors (45-2011)	\$16.03	\$25.85	\$29.30
Graders and Sorters, Agricultural Products (45-2041)	\$11.69	\$12.80	\$14.43
Farmworkers and Laborers, Crop, Nursery, and Greenhouse (45-2092)	\$8.56	\$9.73	\$11.53
Farmworkers, Farm, Ranch, and Aquacultural Animals (45-2093)	\$8.33	\$9.31	\$10.75
Logging Equipment Operators (45-4022)	\$11.36	\$13.86	\$15.85
Log Graders and Scalers (45-4023)	\$9.90	\$14.36	\$17.06
First-Line Supervisors of Construction Trades and Extraction Workers (47-1011)	\$18.85	\$24.37	\$31.45
Carpenters (47-2031)	\$14.33	\$16.89	\$19.87
Cement Masons and Concrete Finishers (47-2051)	\$14.56	\$16.78	\$18.97
Construction Laborers (47-2061)	\$12.11	\$14.05	\$16.25
Operating Engineers and Other Construction Equipment Operators (47-2073)	\$13.61	\$15.18	\$18.58
Electricians (47-2111)	\$15.46	\$20.00	\$22.80
Glaziers (47-2121)	\$11.87	\$14.00	\$17.05
Insulation Workers, Mechanical (47-2132)	\$15.91	\$17.85	\$22.68
Painters, Construction and Maintenance (47-2141)	\$11.77	\$13.89	\$17.65
Plumbers, Pipefitters, and Steamfitters (47-2152)	\$13.45	\$18.63	\$21.38
Sheet Metal Workers (47-2211)	\$14.40	\$17.12	\$21.69
Structural Iron and Steel Workers (47-2221)	\$12.78	\$15.72	\$20.39
Elevator Installers and Repairers (47-4021)	\$18.82	\$21.81	\$31.17
Construction and Related	\$13.95	\$15.90	\$18.86

Occupation	25th Percentile Earnings	Median Earnings	75th Percentile Earnings
Workers, All Other (47-4099)			
First-Line Supervisors of Mechanics, Installers, and Repairers (49-1011)	\$20.35	\$27.60	\$36.40
Avionics Technicians (49-2091)	\$28.02	\$31.37	\$35.44
Electric Motor, Power Tool, and Related Repairers (49-2092)	\$13.22	\$16.49	\$20.29
Electrical and Electronics Installers and Repairers, Transportation Equipment (49-2093)	\$22.41	\$27.38	\$31.24
Electrical and Electronics Repairers, Commercial and Industrial Equipment (49-2094)	\$19.12	\$21.24	\$23.28
Aircraft Mechanics and Service Technicians (49-3011)	\$25.43	\$29.25	\$33.35
Automotive Service Technicians and Mechanics (49-3023)	\$10.69	\$14.70	\$18.34
Bus and Truck Mechanics and Diesel Engine Specialists (49-3031)	\$14.30	\$16.88	\$20.84
Mobile Heavy Equipment Mechanics, Except Engines (49-3042)	\$16.76	\$19.32	\$21.88
Tire Repairers and Changers (49-3093)	\$11.44	\$12.98	\$15.59
Control and Valve Installers and Repairers, Except Mechanical Door (49-9012)	\$18.15	\$23.29	\$27.22
Heating, Air Conditioning, and Refrigeration Mechanics and Installers (49-9021)	\$14.38	\$17.62	\$23.44
Industrial Machinery Mechanics (49-9041)	\$20.80	\$24.44	\$30.61
Maintenance Workers, Machinery (49-9043)	\$14.94	\$18.18	\$21.70
Millwrights (49-9044)	\$20.82	\$22.44	\$24.05
Medical Equipment Repairers (49-9062)	\$17.51	\$22.36	\$28.80
Watch Repairers (49-9064)	\$13.53	\$19.15	\$24.16

Occupation	25th Percentile Earnings	Median Earnings	75th Percentile Earnings
Maintenance and Repair Workers, General (49-9071)	\$13.84	\$18.36	\$22.73
Fabric Menders, Except Garment (49-9093)	\$10.11	\$11.54	\$12.75
Manufactured Building and Mobile Home Installers (49-9095)	\$10.87	\$12.94	\$14.70
Riggers (49-9096)	\$15.37	\$19.09	\$24.15
Helpers--Installation, Maintenance, and Repair Workers (49-9098)	\$8.85	\$9.97	\$11.82
Installation, Maintenance, and Repair Workers, All Other (49-9099)	\$15.29	\$20.27	\$24.12
First-Line Supervisors of Production and Operating Workers (51-1011)	\$20.91	\$26.64	\$33.26
Aircraft Structure, Surfaces, Rigging, and Systems Assemblers (51-2011)	\$17.10	\$21.28	\$24.78
Coil Winders, Tapers, and Finishers (51-2021)	\$9.95	\$12.52	\$14.63
Electrical and Electronic Equipment Assemblers (51-2022)	\$16.13	\$17.72	\$20.59
Electromechanical Equipment Assemblers (51-2023)	\$11.05	\$14.04	\$15.99
Engine and Other Machine Assemblers (51-2031)	\$12.95	\$17.04	\$20.40
Structural Metal Fabricators and Fitters (51-2041)	\$12.51	\$16.87	\$21.08
Fiberglass Laminators and Fabricators (51-2091)	\$11.45	\$14.39	\$16.44
Team Assemblers (51-2092)	\$9.63	\$15.37	\$20.32
Timing Device Assemblers and Adjusters (51-2093)	\$10.47	\$14.39	\$19.03
Assemblers and Fabricators, All Other (51-2099)	\$9.60	\$12.70	\$15.88
Bakers (51-3011)	\$8.56	\$9.48	\$13.04
Butchers and Meat Cutters (51-3021)	\$9.86	\$12.52	\$16.07
Meat, Poultry, and Fish Cutters	\$10.57	\$13.08	\$14.16

Occupation	25th Percentile Earnings	Median Earnings	75th Percentile Earnings
and Trimmers (51-3022)			
Slaughterers and Meat Packers (51-3023)	\$10.05	\$12.20	\$13.57
Food and Tobacco Roasting, Baking, and Drying Machine Operators and Tenders (51-3091)	\$10.68	\$15.37	\$18.89
Food Batchmakers (51-3092)	\$15.71	\$17.48	\$20.90
Food Cooking Machine Operators and Tenders (51-3093)	\$14.43	\$16.66	\$19.37
Food Processing Workers, All Other (51-3099)	\$9.65	\$11.98	\$13.72
Computer-Controlled Machine Tool Operators, Metal and Plastic (51-4011)	\$15.33	\$17.51	\$20.10
Computer Numerically Controlled Machine Tool Programmers, Metal and Plastic (51-4012)	\$16.58	\$21.70	\$25.09
Extruding and Drawing Machine Setters, Operators, and Tenders, Metal and Plastic (51-4021)	\$19.81	\$21.82	\$23.97
Forging Machine Setters, Operators, and Tenders, Metal and Plastic (51-4022)	\$16.92	\$21.28	\$24.52
Rolling Machine Setters, Operators, and Tenders, Metal and Plastic (51-4023)	\$17.08	\$20.44	\$22.75
Cutting, Punching, and Press Machine Setters, Operators, and Tenders, Metal and Plastic (51-4031)	\$15.28	\$21.68	\$28.42
Drilling and Boring Machine Tool Setters, Operators, and Tenders, Metal and Plastic (51-4032)	\$15.25	\$20.06	\$28.32
Grinding, Lapping, Polishing, and Buffing Machine Tool Setters, Operators, and Tenders, Metal and Plastic (51-4033)	\$14.28	\$18.91	\$20.87
Lathe and Turning Machine Tool Setters, Operators, and Tenders, Metal and Plastic (51-4034)	\$13.00	\$17.19	\$19.27
Milling and Planing Machine Setters, Operators, and Tenders,	\$13.76	\$19.22	\$27.87

Occupation	25th Percentile Earnings	Median Earnings	75th Percentile Earnings
Metal and Plastic (51-4035)			
Machinists (51-4041)	\$16.42	\$18.02	\$19.65
Metal-Refining Furnace Operators and Tenders (51-4051)	\$16.05	\$22.03	\$24.78
Pourers and Casters, Metal (51-4052)	\$14.32	\$18.59	\$21.87
Model Makers, Metal and Plastic (51-4061)	\$15.30	\$20.64	\$24.97
Patternmakers, Metal and Plastic (51-4062)	\$16.66	\$24.48	\$28.69
Foundry Mold and Coremakers (51-4071)	\$12.77	\$15.46	\$16.63
Molding, Coremaking, and Casting Machine Setters, Operators, and Tenders, Metal and Plastic (51-4072)	\$12.56	\$14.65	\$17.96
Multiple Machine Tool Setters, Operators, and Tenders, Metal and Plastic (51-4081)	\$16.65	\$19.99	\$22.46
Tool and Die Makers (51-4111)	\$18.14	\$23.17	\$27.62
Welders, Cutters, Solderers, and Brazers (51-4121)	\$15.25	\$17.66	\$20.47
Welding, Soldering, and Brazing Machine Setters, Operators, and Tenders (51-4122)	\$16.09	\$20.55	\$23.31
Heat Treating Equipment Setters, Operators, and Tenders, Metal and Plastic (51-4191)	\$14.71	\$17.40	\$20.71
Layout Workers, Metal and Plastic (51-4192)	\$19.17	\$26.33	\$30.44
Plating and Coating Machine Setters, Operators, and Tenders, Metal and Plastic (51-4193)	\$13.51	\$15.98	\$18.26
Tool Grinders, Filers, and Sharpeners (51-4194)	\$13.41	\$17.45	\$21.26
Metal Workers and Plastic Workers, All Other (51-4199)	\$12.60	\$16.53	\$18.96
Prepress Technicians and Workers (51-5111)	\$13.02	\$18.26	\$21.19
Printing Press Operators	\$9.51	\$11.12	\$13.61

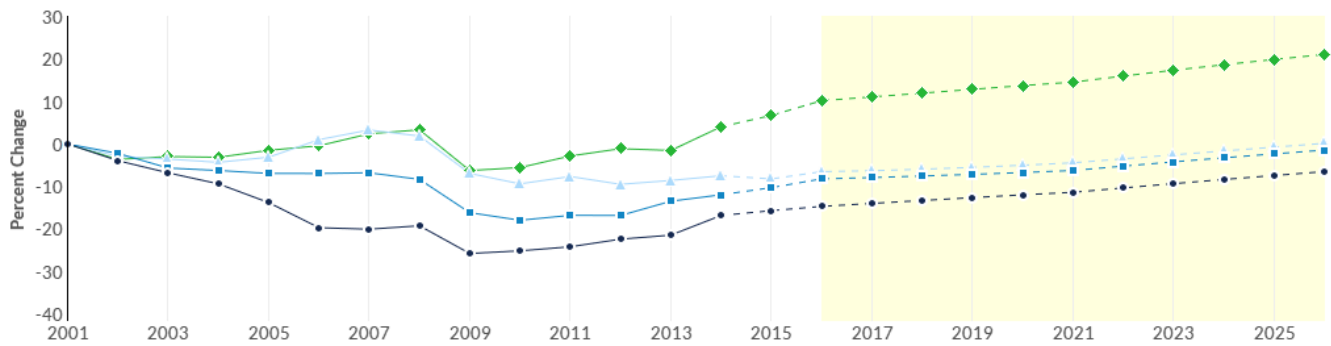
Occupation	25th Percentile Earnings	Median Earnings	75th Percentile Earnings
(51-5112)			
Print Binding and Finishing Workers (51-5113)	\$13.45	\$18.44	\$22.54
Laundry and Dry-Cleaning Workers (51-6011)	\$8.40	\$9.08	\$10.06
Pressers, Textile, Garment, and Related Materials (51-6021)	\$10.31	\$11.39	\$12.52
Sewing Machine Operators (51-6031)	\$9.90	\$11.81	\$14.87
Shoe Machine Operators and Tenders (51-6042)	\$10.36	\$13.88	\$16.88
Sewers, Hand (51-6051)	\$10.27	\$12.89	\$14.46
Tailors, Dressmakers, and Custom Sewers (51-6052)	\$11.89	\$15.29	\$19.33
Textile Bleaching and Dyeing Machine Operators and Tenders (51-6061)	\$11.61	\$13.72	\$16.94
Textile Cutting Machine Setters, Operators, and Tenders (51-6062)	\$11.77	\$14.09	\$19.27
Textile Knitting and Weaving Machine Setters, Operators, and Tenders (51-6063)	\$12.10	\$14.04	\$17.51
Textile Winding, Twisting, and Drawing Out Machine Setters, Operators, and Tenders (51-6064)	\$13.62	\$14.81	\$16.01
Extruding and Forming Machine Setters, Operators, and Tenders, Synthetic and Glass Fibers (51-6091)	\$19.57	\$22.60	\$25.93
Fabric and Apparel Patternmakers (51-6092)	\$13.30	\$14.23	\$15.15
Upholsterers (51-6093)	\$10.31	\$13.42	\$15.57
Textile, Apparel, and Furnishings Workers, All Other (51-6099)	\$15.21	\$19.26	\$21.29
Cabinetmakers and Bench Carpenters (51-7011)	\$16.17	\$19.13	\$20.66
Furniture Finishers (51-7021)	\$13.16	\$17.90	\$19.73
Model Makers, Wood (51-7031)	\$10.91	\$14.25	\$17.08

Occupation	25th Percentile Earnings	Median Earnings	75th Percentile Earnings
Patternmakers, Wood (51-7032)	\$16.10	\$22.47	\$25.91
Sawing Machine Setters, Operators, and Tenders, Wood (51-7041)	\$9.08	\$10.67	\$13.31
Woodworking Machine Setters, Operators, and Tenders, Except Sawing (51-7042)	\$12.51	\$16.35	\$19.13
Woodworkers, All Other (51-7099)	\$17.72	\$17.72	\$17.72
Stationary Engineers and Boiler Operators (51-8021)	\$19.60	\$25.49	\$28.15
Water and Wastewater Treatment Plant and System Operators (51-8031)	\$12.24	\$17.62	\$24.42
Chemical Plant and System Operators (51-8091)	\$17.10	\$18.75	\$20.37
Gas Plant Operators (51-8092)	\$26.31	\$32.28	\$33.97
Petroleum Pump System Operators, Refinery Operators, and Gaugers (51-8093)	\$29.59	\$29.59	\$29.59
Plant and System Operators, All Other (51-8099)	\$24.27	\$33.15	\$36.84
Chemical Equipment Operators and Tenders (51-9011)	\$18.90	\$21.78	\$25.13
Separating, Filtering, Clarifying, Precipitating, and Still Machine Setters, Operators, and Tenders (51-9012)	\$14.81	\$20.38	\$26.09
Crushing, Grinding, and Polishing Machine Setters, Operators, and Tenders (51-9021)	\$13.77	\$20.40	\$23.40
Grinding and Polishing Workers, Hand (51-9022)	\$10.26	\$13.68	\$15.78
Mixing and Blending Machine Setters, Operators, and Tenders (51-9023)	\$14.40	\$16.10	\$21.53
Cutters and Trimmers, Hand (51-9031)	\$9.76	\$12.44	\$14.49
Cutting and Slicing Machine Setters, Operators, and Tenders (51-9032)	\$11.48	\$18.95	\$23.90

Occupation	25th Percentile Earnings	Median Earnings	75th Percentile Earnings
Extruding, Forming, Pressing, and Compacting Machine Setters, Operators, and Tenders (51-9041)	\$15.36	\$17.91	\$20.94
Furnace, Kiln, Oven, Drier, and Kettle Operators and Tenders (51-9051)	\$11.15	\$15.20	\$19.43
Inspectors, Testers, Sorters, Samplers, and Weighers (51-9061)	\$13.41	\$17.14	\$20.48
Jewelers and Precious Stone and Metal Workers (51-9071)	\$16.86	\$22.78	\$27.65
Dental Laboratory Technicians (51-9081)	\$14.24	\$19.14	\$22.43
Medical Appliance Technicians (51-9082)	\$17.03	\$22.21	\$26.59
Ophthalmic Laboratory Technicians (51-9083)	\$14.12	\$18.02	\$20.80
Packaging and Filling Machine Operators and Tenders (51-9111)	\$16.42	\$17.96	\$19.56
Coating, Painting, and Spraying Machine Setters, Operators, and Tenders (51-9121)	\$13.15	\$16.77	\$20.60
Painters, Transportation Equipment (51-9122)	\$16.85	\$21.99	\$27.33
Painting, Coating, and Decorating Workers (51-9123)	\$9.75	\$12.61	\$14.60
Semiconductor Processors (51-9141)	\$16.74	\$21.60	\$24.62
Photographic Process Workers and Processing Machine Operators (51-9151)	\$9.24	\$11.13	\$12.73
Adhesive Bonding Machine Operators and Tenders (51-9191)	\$14.86	\$19.11	\$21.62
Cleaning, Washing, and Metal Pickling Equipment Operators and Tenders (51-9192)	\$14.82	\$18.14	\$19.94
Cooling and Freezing Equipment Operators and Tenders (51-9193)	\$14.79	\$19.37	\$22.65
Etchers and Engravers (51-9194)	\$12.69	\$17.49	\$20.53
Molders, Shapers, and Casters,	\$12.33	\$16.02	\$18.72

Occupation	25th Percentile Earnings	Median Earnings	75th Percentile Earnings
Except Metal and Plastic (51-9195)			
Paper Goods Machine Setters, Operators, and Tenders (51-9196)	\$17.44	\$24.57	\$29.78
Tire Builders (51-9197)	\$20.52	\$26.96	\$30.06
Helpers--Production Workers (51-9198)	\$11.40	\$13.07	\$15.34
Production Workers, All Other (51-9199)	\$13.22	\$18.91	\$24.11
First-Line Supervisors of Helpers, Laborers, and Material Movers, Hand (53-1021)	\$19.93	\$25.41	\$30.86
First-Line Supervisors of Transportation and Material-Moving Machine and Vehicle Operators (53-1031)	\$19.70	\$23.55	\$32.87
Driver/Sales Workers (53-3031)	\$9.50	\$12.30	\$16.04
Heavy and Tractor-Trailer Truck Drivers (53-3032)	\$13.36	\$15.68	\$21.18
Light Truck or Delivery Services Drivers (53-3033)	\$9.44	\$11.26	\$15.74
Conveyor Operators and Tenders (53-7011)	\$11.31	\$12.66	\$16.47
Crane and Tower Operators (53-7021)	\$19.47	\$23.67	\$29.31
Industrial Truck and Tractor Operators (53-7051)	\$12.67	\$15.70	\$18.52
Cleaners of Vehicles and Equipment (53-7061)	\$9.08	\$9.83	\$10.66
Laborers and Freight, Stock, and Material Movers, Hand (53-7062)	\$10.04	\$11.73	\$14.00
Machine Feeders and Offbearers (53-7063)	\$9.68	\$10.61	\$11.54
Packers and Packagers, Hand (53-7064)	\$10.53	\$14.41	\$16.79
Material Moving Workers, All Other (53-7199)	\$18.54	\$18.58	\$18.60

Regional Trends



	Region	2016 Jobs	2026 Jobs	Change	% Change
●	Region	16,207	17,763	1,556	9.6%
■	Oconee Labor Shed	129,450	139,014	9,564	7.4%
▲	Pickens County, SC	22,837	24,464	1,627	7.1%
◆	Greenville County, SC	183,554	201,682	18,128	9.9%

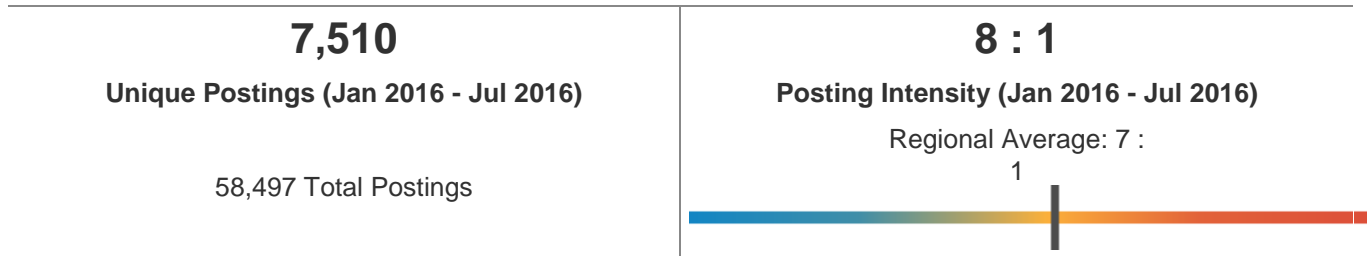
Regional Breakdown



* Highlighted areas show counties that contain the selected zip codes

ZIP	2026 Jobs
Seneca, SC 29678 (in Oconee county)	8,023
Walhalla, SC 29691 (in Oconee county)	3,030
Seneca, SC 29672 (in Oconee county)	2,435
Westminster, SC 29693 (in Oconee county)	1,925
Seneca, SC 29679 (in Oconee county)	791

Job Postings Summary



There were **58,497** total job postings for 283 Occupations from January 2016 to July 2016, of which **7,510** were unique. These numbers give us a Posting Intensity of **8-to-1**, meaning that for every 8 postings there is 1 unique job posting. This is close to the Posting Intensity for all other occupations and companies in the region (7-to-1), indicating they are putting average effort toward hiring this position.








Occupation Gender Breakdown



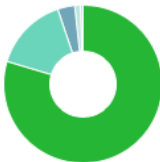
	Gender	2016 Jobs	2016 Percent	
•	Males	9,469	58.4%	
•	Females	6,738	41.6%	

Occupation Age Breakdown



	Age	2016 Jobs	2016 Percent
●	14-18	340	2.1% 
●	19-24	1,619	10.0% 
●	25-34	2,934	18.1% 
●	35-44	3,636	22.4% 
●	45-54	4,050	25.0% 
●	55-64	2,969	18.3% 
●	65+	659	4.1% 

Occupation Race/Ethnicity Breakdown



	Race/Ethnicity	2016 Jobs	2016 Percent
●	White	12,904	79.6%
●	Black or African American	2,463	15.2%
●	Hispanic or Latino	567	3.5%
●	Asian	185	1.1%
●	Two or More Races	62	0.4%
●	American Indian or Alaska Native	20	0.1%
●	Native Hawaiian or Other Pacific Islander	6	0.0%

Occupational Programs

0 Programs (2015)	0 Completions (2015)	632 Openings (2015)
-----------------------------	--------------------------------	-------------------------------

Industries Employing Associated with Manufacturing

Industry	Occupation Group Jobs in Industry (2016)	% of Occupation Group in Industry (2016)	% of Total Jobs in Industry (2016)
Nuclear Electric Power Generation	1,043	6.4%	72.9%
Motor Vehicle Transmission and Power Train Parts Manufacturing	932	5.8%	99.8%
Storage Battery Manufacturing	926	5.7%	99.9%
Temporary Help Services	652	4.0%	85.6%
Ball and Roller Bearing Manufacturing	629	3.9%	99.1%

Appendix A - Occupations

Code	Description
11-1011	Chief Executives
11-1021	General and Operations Managers
11-2021	Marketing Managers
11-2022	Sales Managers
11-3011	Administrative Services Managers
11-3021	Computer and Information Systems Managers
11-3031	Financial Managers
11-3051	Industrial Production Managers
11-3061	Purchasing Managers
11-3071	Transportation, Storage, and Distribution Managers
11-3111	Compensation and Benefits Managers
11-3121	Human Resources Managers
11-3131	Training and Development Managers
11-9041	Architectural and Engineering Managers
11-9121	Natural Sciences Managers
11-9199	Managers, All Other
13-1022	Wholesale and Retail Buyers, Except Farm Products
13-1023	Purchasing Agents, Except Wholesale, Retail, and Farm Products
13-1041	Compliance Officers
13-1051	Cost Estimators
13-1071	Human Resources Specialists
13-1081	Logisticians
13-1111	Management Analysts
13-1141	Compensation, Benefits, and Job Analysis Specialists
13-1151	Training and Development Specialists
13-1161	Market Research Analysts and Marketing Specialists
13-1199	Business Operations Specialists, All Other
13-2011	Accountants and Auditors
13-2031	Budget Analysts
13-2051	Financial Analysts

Code	Description
13-2099	Financial Specialists, All Other
15-1121	Computer Systems Analysts
15-1122	Information Security Analysts
15-1131	Computer Programmers
15-1132	Software Developers, Applications
15-1133	Software Developers, Systems Software
15-1134	Web Developers
15-1141	Database Administrators
15-1142	Network and Computer Systems Administrators
15-1143	Computer Network Architects
15-1151	Computer User Support Specialists
15-1152	Computer Network Support Specialists
15-1199	Computer Occupations, All Other
15-2031	Operations Research Analysts
17-2011	Aerospace Engineers
17-2031	Biomedical Engineers
17-2041	Chemical Engineers
17-2051	Civil Engineers
17-2061	Computer Hardware Engineers
17-2071	Electrical Engineers
17-2072	Electronics Engineers, Except Computer
17-2081	Environmental Engineers
17-2111	Health and Safety Engineers, Except Mining Safety Engineers and Inspectors
17-2112	Industrial Engineers
17-2131	Materials Engineers
17-2141	Mechanical Engineers
17-2199	Engineers, All Other
17-3011	Architectural and Civil Drafters
17-3012	Electrical and Electronics Drafters
17-3013	Mechanical Drafters
17-3019	Drafters, All Other
17-3021	Aerospace Engineering and Operations Technicians

Code	Description
17-3023	Electrical and Electronics Engineering Technicians
17-3024	Electro-Mechanical Technicians
17-3026	Industrial Engineering Technicians
17-3027	Mechanical Engineering Technicians
17-3029	Engineering Technicians, Except Drafters, All Other
19-1012	Food Scientists and Technologists
19-2031	Chemists
19-2032	Materials Scientists
19-4011	Agricultural and Food Science Technicians
19-4031	Chemical Technicians
19-4051	Nuclear Technicians
19-4099	Life, Physical, and Social Science Technicians, All Other
23-1011	Lawyers
27-1021	Commercial and Industrial Designers
27-1024	Graphic Designers
27-3031	Public Relations Specialists
27-3042	Technical Writers
29-1141	Registered Nurses
29-2091	Orthotists and Prosthetists
29-9011	Occupational Health and Safety Specialists
33-9032	Security Guards
35-2021	Food Preparation Workers
35-3021	Combined Food Preparation and Serving Workers, Including Fast Food
35-3022	Counter Attendants, Cafeteria, Food Concession, and Coffee Shop
37-2011	Janitors and Cleaners, Except Maids and Housekeeping Cleaners
41-1011	First-Line Supervisors of Retail Sales Workers
41-1012	First-Line Supervisors of Non-Retail Sales Workers
41-2011	Cashiers
41-2022	Parts Salespersons
41-2031	Retail Salespersons
41-3099	Sales Representatives, Services, All Other
41-4011	Sales Representatives, Wholesale and Manufacturing, Technical and Scientific Products

Code	Description
41-4012	Sales Representatives, Wholesale and Manufacturing, Except Technical and Scientific Products
41-9031	Sales Engineers
41-9099	Sales and Related Workers, All Other
43-1011	First-Line Supervisors of Office and Administrative Support Workers
43-2011	Switchboard Operators, Including Answering Service
43-3011	Bill and Account Collectors
43-3021	Billing and Posting Clerks
43-3031	Bookkeeping, Accounting, and Auditing Clerks
43-3051	Payroll and Timekeeping Clerks
43-3061	Procurement Clerks
43-4051	Customer Service Representatives
43-4071	File Clerks
43-4151	Order Clerks
43-4161	Human Resources Assistants, Except Payroll and Timekeeping
43-4171	Receptionists and Information Clerks
43-5032	Dispatchers, Except Police, Fire, and Ambulance
43-5061	Production, Planning, and Expediting Clerks
43-5071	Shipping, Receiving, and Traffic Clerks
43-5081	Stock Clerks and Order Fillers
43-5111	Weighers, Measurers, Checkers, and Samplers, Recordkeeping
43-6011	Executive Secretaries and Executive Administrative Assistants
43-6014	Secretaries and Administrative Assistants, Except Legal, Medical, and Executive
43-9021	Data Entry Keyers
43-9031	Desktop Publishers
43-9051	Mail Clerks and Mail Machine Operators, Except Postal Service
43-9061	Office Clerks, General
43-9071	Office Machine Operators, Except Computer
43-9199	Office and Administrative Support Workers, All Other
45-1011	First-Line Supervisors of Farming, Fishing, and Forestry Workers
45-2011	Agricultural Inspectors
45-2041	Graders and Sorters, Agricultural Products
45-2092	Farmworkers and Laborers, Crop, Nursery, and Greenhouse

Code	Description
45-2093	Farmworkers, Farm, Ranch, and Aquacultural Animals
45-4022	Logging Equipment Operators
45-4023	Log Graders and Scalers
47-1011	First-Line Supervisors of Construction Trades and Extraction Workers
47-2031	Carpenters
47-2051	Cement Masons and Concrete Finishers
47-2061	Construction Laborers
47-2073	Operating Engineers and Other Construction Equipment Operators
47-2111	Electricians
47-2121	Glaziers
47-2132	Insulation Workers, Mechanical
47-2141	Painters, Construction and Maintenance
47-2152	Plumbers, Pipefitters, and Steamfitters
47-2211	Sheet Metal Workers
47-2221	Structural Iron and Steel Workers
47-4021	Elevator Installers and Repairers
47-4099	Construction and Related Workers, All Other
49-1011	First-Line Supervisors of Mechanics, Installers, and Repairers
49-2091	Avionics Technicians
49-2092	Electric Motor, Power Tool, and Related Repairers
49-2093	Electrical and Electronics Installers and Repairers, Transportation Equipment
49-2094	Electrical and Electronics Repairers, Commercial and Industrial Equipment
49-3011	Aircraft Mechanics and Service Technicians
49-3023	Automotive Service Technicians and Mechanics
49-3031	Bus and Truck Mechanics and Diesel Engine Specialists
49-3042	Mobile Heavy Equipment Mechanics, Except Engines
49-3093	Tire Repairers and Changers
49-9012	Control and Valve Installers and Repairers, Except Mechanical Door
49-9021	Heating, Air Conditioning, and Refrigeration Mechanics and Installers
49-9041	Industrial Machinery Mechanics
49-9043	Maintenance Workers, Machinery
49-9044	Millwrights

Code	Description
49-9062	Medical Equipment Repairers
49-9064	Watch Repairers
49-9071	Maintenance and Repair Workers, General
49-9093	Fabric Menders, Except Garment
49-9095	Manufactured Building and Mobile Home Installers
49-9096	Riggers
49-9098	Helpers--Installation, Maintenance, and Repair Workers
49-9099	Installation, Maintenance, and Repair Workers, All Other
51-1011	First-Line Supervisors of Production and Operating Workers
51-2011	Aircraft Structure, Surfaces, Rigging, and Systems Assemblers
51-2021	Coil Winders, Tapers, and Finishers
51-2022	Electrical and Electronic Equipment Assemblers
51-2023	Electromechanical Equipment Assemblers
51-2031	Engine and Other Machine Assemblers
51-2041	Structural Metal Fabricators and Fitters
51-2091	Fiberglass Laminators and Fabricators
51-2092	Team Assemblers
51-2093	Timing Device Assemblers and Adjusters
51-2099	Assemblers and Fabricators, All Other
51-3011	Bakers
51-3021	Butchers and Meat Cutters
51-3022	Meat, Poultry, and Fish Cutters and Trimmers
51-3023	Slaughterers and Meat Packers
51-3091	Food and Tobacco Roasting, Baking, and Drying Machine Operators and Tenders
51-3092	Food Batchmakers
51-3093	Food Cooking Machine Operators and Tenders
51-3099	Food Processing Workers, All Other
51-4011	Computer-Controlled Machine Tool Operators, Metal and Plastic
51-4012	Computer Numerically Controlled Machine Tool Programmers, Metal and Plastic
51-4021	Extruding and Drawing Machine Setters, Operators, and Tenders, Metal and Plastic
51-4022	Forging Machine Setters, Operators, and Tenders, Metal and Plastic
51-4023	Rolling Machine Setters, Operators, and Tenders, Metal and Plastic

Code	Description
51-4031	Cutting, Punching, and Press Machine Setters, Operators, and Tenders, Metal and Plastic
51-4032	Drilling and Boring Machine Tool Setters, Operators, and Tenders, Metal and Plastic
51-4033	Grinding, Lapping, Polishing, and Buffing Machine Tool Setters, Operators, and Tenders, Metal and Plastic
51-4034	Lathe and Turning Machine Tool Setters, Operators, and Tenders, Metal and Plastic
51-4035	Milling and Planing Machine Setters, Operators, and Tenders, Metal and Plastic
51-4041	Machinists
51-4051	Metal-Refining Furnace Operators and Tenders
51-4052	Pourers and Casters, Metal
51-4061	Model Makers, Metal and Plastic
51-4062	Patternmakers, Metal and Plastic
51-4071	Foundry Mold and Coremakers
51-4072	Molding, Coremaking, and Casting Machine Setters, Operators, and Tenders, Metal and Plastic
51-4081	Multiple Machine Tool Setters, Operators, and Tenders, Metal and Plastic
51-4111	Tool and Die Makers
51-4121	Welders, Cutters, Solderers, and Brazers
51-4122	Welding, Soldering, and Brazing Machine Setters, Operators, and Tenders
51-4191	Heat Treating Equipment Setters, Operators, and Tenders, Metal and Plastic
51-4192	Layout Workers, Metal and Plastic
51-4193	Plating and Coating Machine Setters, Operators, and Tenders, Metal and Plastic
51-4194	Tool Grinders, Filers, and Sharpeners
51-4199	Metal Workers and Plastic Workers, All Other
51-5111	Prepress Technicians and Workers
51-5112	Printing Press Operators
51-5113	Print Binding and Finishing Workers
51-6011	Laundry and Dry-Cleaning Workers
51-6021	Pressers, Textile, Garment, and Related Materials
51-6031	Sewing Machine Operators
51-6042	Shoe Machine Operators and Tenders
51-6051	Sewers, Hand
51-6052	Tailors, Dressmakers, and Custom Sewers
51-6061	Textile Bleaching and Dyeing Machine Operators and Tenders

Code	Description
51-6062	Textile Cutting Machine Setters, Operators, and Tenders
51-6063	Textile Knitting and Weaving Machine Setters, Operators, and Tenders
51-6064	Textile Winding, Twisting, and Drawing Out Machine Setters, Operators, and Tenders
51-6091	Extruding and Forming Machine Setters, Operators, and Tenders, Synthetic and Glass Fibers
51-6092	Fabric and Apparel Patternmakers
51-6093	Upholsterers
51-6099	Textile, Apparel, and Furnishings Workers, All Other
51-7011	Cabinetmakers and Bench Carpenters
51-7021	Furniture Finishers
51-7031	Model Makers, Wood
51-7032	Patternmakers, Wood
51-7041	Sawing Machine Setters, Operators, and Tenders, Wood
51-7042	Woodworking Machine Setters, Operators, and Tenders, Except Sawing
51-7099	Woodworkers, All Other
51-8021	Stationary Engineers and Boiler Operators
51-8031	Water and Wastewater Treatment Plant and System Operators
51-8091	Chemical Plant and System Operators
51-8092	Gas Plant Operators
51-8093	Petroleum Pump System Operators, Refinery Operators, and Gaugers
51-8099	Plant and System Operators, All Other
51-9011	Chemical Equipment Operators and Tenders
51-9012	Separating, Filtering, Clarifying, Precipitating, and Still Machine Setters, Operators, and Tenders
51-9021	Crushing, Grinding, and Polishing Machine Setters, Operators, and Tenders
51-9022	Grinding and Polishing Workers, Hand
51-9023	Mixing and Blending Machine Setters, Operators, and Tenders
51-9031	Cutters and Trimmers, Hand
51-9032	Cutting and Slicing Machine Setters, Operators, and Tenders
51-9041	Extruding, Forming, Pressing, and Compacting Machine Setters, Operators, and Tenders
51-9051	Furnace, Kiln, Oven, Drier, and Kettle Operators and Tenders
51-9061	Inspectors, Testers, Sorters, Samplers, and Weighers
51-9071	Jewelers and Precious Stone and Metal Workers
51-9081	Dental Laboratory Technicians

Code	Description
51-9082	Medical Appliance Technicians
51-9083	Ophthalmic Laboratory Technicians
51-9111	Packaging and Filling Machine Operators and Tenders
51-9121	Coating, Painting, and Spraying Machine Setters, Operators, and Tenders
51-9122	Painters, Transportation Equipment
51-9123	Painting, Coating, and Decorating Workers
51-9141	Semiconductor Processors
51-9151	Photographic Process Workers and Processing Machine Operators
51-9191	Adhesive Bonding Machine Operators and Tenders
51-9192	Cleaning, Washing, and Metal Pickling Equipment Operators and Tenders
51-9193	Cooling and Freezing Equipment Operators and Tenders
51-9194	Etchers and Engravers
51-9195	Molders, Shapers, and Casters, Except Metal and Plastic
51-9196	Paper Goods Machine Setters, Operators, and Tenders
51-9197	Tire Builders
51-9198	Helpers--Production Workers
51-9199	Production Workers, All Other
53-1021	First-Line Supervisors of Helpers, Laborers, and Material Movers, Hand
53-1031	First-Line Supervisors of Transportation and Material-Moving Machine and Vehicle Operators
53-3031	Driver/Sales Workers
53-3032	Heavy and Tractor-Trailer Truck Drivers
53-3033	Light Truck or Delivery Services Drivers
53-7011	Conveyor Operators and Tenders
53-7021	Crane and Tower Operators
53-7051	Industrial Truck and Tractor Operators
53-7061	Cleaners of Vehicles and Equipment
53-7062	Laborers and Freight, Stock, and Material Movers, Hand
53-7063	Machine Feeders and Offbearers
53-7064	Packers and Packagers, Hand
53-7199	Material Moving Workers, All Other

Appendix B - Data Sources and Calculations

Location Quotient

Location quotient (LQ) is a way of quantifying how concentrated a particular industry, cluster, occupation, or demographic group is in a region as compared to the nation. It can reveal what makes a particular region unique in comparison to the national average.

Occupation Data

Emsi occupation employment data are based on final Emsi industry data and final Emsi staffing patterns. Wage estimates are based on Occupational Employment Statistics (QCEW and Non-QCEW Employees classes of worker) and the American Community Survey (Self-Employed and Extended Proprietors). Occupational wage estimates also affected by county-level Emsi earnings by industry.

CareerBuilder/Emsi Job Postings

Job postings are collected from various sources and processed/enriched by Careerbuilder to provide information such as standardized company name, occupation, skills, and geography. Emsi performs additional filtering and processing to improve compatibility with Emsi data.

Completers Data

The completers data in this report is taken directly from the national IPEDS database published by the U.S. Department of Education's National Center for Education Statistics.

Institution Data

The institution data in this report is taken directly from the national IPEDS database published by the U.S. Department of Education's National Center for Education Statistics.

State Data Sources

This report uses state data from the following agencies: Georgia Department of Labor, Workforce Information and Analysis, Occupational Information Services Unit; North Carolina Department of Commerce, Labor and Economic Analysis Division; South Carolina Employment Security Commission, Labor Market Information Department